

# Learning to Play - Warmups - Viola

Mainari Music Method

Tasha Miner

A String

D String

G String

C String

Musical staff for Viola warmup, measures 1-4. The staff is in 3/4 time and contains whole notes for the A, D, G, and C strings.

5 A String, 1st Finger

Musical staff for Viola warmup, measures 5-7. The staff is in 3/4 time and contains eighth notes for the A string, 1st finger.

8 D String, 1st Finger

Musical staff for Viola warmup, measures 8-10. The staff is in 3/4 time and contains eighth notes for the D string, 1st finger.

11 G String, 1st Finger

Musical staff for Viola warmup, measures 11-13. The staff is in 3/4 time and contains eighth notes for the G string, 1st finger.

14 C String, 1st Finger

Musical staff for Viola warmup, measures 14-16. The staff is in 3/4 time and contains eighth notes for the C string, 1st finger.

17 A String, 1st & 2nd Fingers

Musical staff for Viola warmup, measures 17-19. The staff is in 3/4 time and contains eighth notes for the A string, 1st and 2nd fingers.

20 D String, 1st & 2nd Fingers

Musical staff for Viola warmup, measures 20-22. The staff is in 3/4 time and contains eighth notes for the D string, 1st and 2nd fingers.

23 G String, 1st & 2nd Fingers

Musical staff for Viola warmup, measures 23-25. The staff is in 3/4 time and contains eighth notes for the G string, 1st and 2nd fingers.

Musical notation for C String, 1st & 2nd Fingers. The staff shows a sequence of notes: a half note G2, a half note A2, a quarter note B2, a quarter note C3, a quarter note D3, a quarter note E3, a quarter note F3, a quarter note G3, a quarter note A3, a quarter note B3, a quarter note C4, a quarter note D4, a quarter note E4, a quarter note F4, a quarter note G4, a quarter note A4, a quarter note B4, a quarter note C5.

29 A String, 2nd & 3rd Fingers

Musical notation for A String, 2nd & 3rd Fingers. The staff shows a sequence of notes: a half note A2, a half note B2, a quarter note C3, a quarter note D3, a quarter note E3, a quarter note F3, a quarter note G3, a quarter note A3, a quarter note B3, a quarter note C4, a quarter note D4, a quarter note E4, a quarter note F4, a quarter note G4, a quarter note A4, a quarter note B4, a quarter note C5.

32 D String, 2nd & 3rd Fingers

Musical notation for D String, 2nd & 3rd Fingers. The staff shows a sequence of notes: a half note D2, a half note E2, a quarter note F2, a quarter note G2, a quarter note A2, a quarter note B2, a quarter note C3, a quarter note D3, a quarter note E3, a quarter note F3, a quarter note G3, a quarter note A3, a quarter note B3, a quarter note C4, a quarter note D4, a quarter note E4, a quarter note F4, a quarter note G4, a quarter note A4, a quarter note B4, a quarter note C5.

35 G String, 2nd & 3rd Fingers

Musical notation for G String, 2nd & 3rd Fingers. The staff shows a sequence of notes: a half note G2, a half note A2, a quarter note B2, a quarter note C3, a quarter note D3, a quarter note E3, a quarter note F3, a quarter note G3, a quarter note A3, a quarter note B3, a quarter note C4, a quarter note D4, a quarter note E4, a quarter note F4, a quarter note G4, a quarter note A4, a quarter note B4, a quarter note C5.

38 C String, 2nd & 3rd Fingers

Musical notation for C String, 2nd & 3rd Fingers. The staff shows a sequence of notes: a half note C3, a half note D3, a quarter note E3, a quarter note F3, a quarter note G3, a quarter note A3, a quarter note B3, a quarter note C4, a quarter note D4, a quarter note E4, a quarter note F4, a quarter note G4, a quarter note A4, a quarter note B4, a quarter note C5.

41 Playing 4th Finger, C String

Musical notation for Playing 4th Finger, C String. The staff shows a sequence of notes: a half note C3, a half note D3, a quarter note E3, a quarter note F3, a quarter note G3, a quarter note A3, a quarter note B3, a quarter note C4, a quarter note D4, a quarter note E4, a quarter note F4, a quarter note G4, a quarter note A4, a quarter note B4, a quarter note C5. Below the staff, the numbers '4' and '0' are written under the notes for the 4th and 5th measures respectively.

43 Playing 4th Finger, G String


Musical notation for Playing 4th Finger, G String. The staff shows a sequence of notes: a half note G2, a half note A2, a quarter note B2, a quarter note C3, a quarter note D3, a quarter note E3, a quarter note F3, a quarter note G3, a quarter note A3, a quarter note B3, a quarter note C4, a quarter note D4, a quarter note E4, a quarter note F4, a quarter note G4, a quarter note A4, a quarter note B4, a quarter note C5. Below the staff, the numbers '4' and '0' are written under the notes for the 4th and 5th measures respectively.

45 Playing 4th Finger, D String

Musical notation for Playing 4th Finger, D String. The staff shows a sequence of notes: a half note D2, a half note E2, a quarter note F2, a quarter note G2, a quarter note A2, a quarter note B2, a quarter note C3, a quarter note D3, a quarter note E3, a quarter note F3, a quarter note G3, a quarter note A3, a quarter note B3, a quarter note C4, a quarter note D4, a quarter note E4, a quarter note F4, a quarter note G4, a quarter note A4, a quarter note B4, a quarter note C5. Below the staff, the numbers '4' and '0' are written under the notes for the 4th and 5th measures respectively.

47 Playing 4th Finger, A String

3



4

49 Playing 4th Finger From 3rd Finger, C String




4

52 Playing 4th Finger From 3rd Finger, G String




4

55 Playing 4th Finger From 3rd Finger, D String



4

58 Playing 4th Finger From 3rd Finger, A String



4